



RF DEVICE SETUP FOR STAR★Modem™

SETUP FOR STAND ALONE MODE


The following procedure allows configuring an RF Device to communicate with STAR★Modem™ in Stand Alone Mode:

1. **Restore RF Device Default**
- 

2. **Enter Configuration**
- 

ONLY FOR DRAGON™ M


3. **Set Date**



+

six digits for Day, Month and Year (DDMMYY).

4. **Set Time**




+

four digits for Hours and Minutes (HHMM).

Set RF Device Address

5.



+

four digits from the Numeric Table in the range **0000-1999**.

All RF Devices must have different addresses.

STAR★Modem™ Address

6.



read the code above and the four-digit address of the STAR★Modem™.

Exit and Save Configuration

7.




SETUP FOR STAR-SYSTEM™ MODE


The following procedure allows configuring an RF Device to communicate with STAR★Modem™ in STAR-System™ Mode:

1.

Restore RF Device Default



2.

Enter Configuration


3.

ONLY FOR DRAGON™ M


Set Date



+

six digits for Day, Month and Year (DDMMYY).
4.


Set Time



+

four digits for Hours and Minutes (HHMM).
5.

Set RF Device Address



+

four digits from the Numeric Table in the range **0000-1999**.

All RF Devices must have different addresses.

STAR-Modem™ Address

6.



read the code above and the four-digit address of the STAR-Modem™

Exit and Save Configuration

7.



NUMERIC TABLE



0



2



4



6



8



1



3



5



7



9